

WELCOME TO YEAR ONE!

A decorative graphic consisting of several parallel white lines of varying lengths, all slanted upwards from left to right, located in the bottom right corner of the slide.

- ▶ There are three classes in Year One
- ▶ Y1LD/HW- Mrs Wilson and Mrs Davis
- ▶ Y1KK – Mrs Kruszko
- ▶ Y1AC- Mrs Cholewka
- ▶ Supported by Miss Promubol, Mrs Larkin and Miss Levins

WHO'S WHO!

## Year 1 Timetable Autumn 1 2025-2026

Day	8:45-9:10	9:10-9:50	9.50 - 9.55	9.55 - 10:25	10.25-10.35	10:35-10:45	10:45-11:15	11:15-12:00	12-1	1:00-2:00	2:00-2:40	2:40-3:15
Monday	Morning Task Register Special People All about today	Writing	Sensory Break	Phonics	Sensory Break	Mastery of Number	Maths	Show Me What You Know	Lunch	Music	PHSE	Show Me What You Know SS/RR
Tuesday	Book and Biscuit Register	Writing	Sensory Break	Phonics	Sensory Break	Mastery of Number	Maths	Show Me What You Know	Lunch	Assembly	Project	Show Me What You Know SS/RR
Wednesday	Morning Task Register Special People All about today	Writing	Sensory Break	Phonics	Sensory Break	Mastery of Number	Maths	Show Me What You Know	Lunch	Art		Show Me What You Know SS/RR
Thursday	Morning Task Register Special People All about today	Writing	Sensory Break	Phonics	Sensory Break	Maths (10:35-11:05)	Show Me What You Know (11:05-12)		Lunch	Science		Show Me What You Know SS/RR
Friday	Morning Task Register Special People All about today	Hand writing	Sensory Break	Phonics	Sensory Break	Mastery of Number	Maths	Show Me What You Know	Lunch	Assembly	RE	Show Me What You Know SS/RR

Thursday PE - Y1AC 9:40 - 10:10, Y1LDHW 10.55 - 11.25, Y1KK 1:45 - 2:15

OUR  
DAY!

# Little Wandle Letters and Sounds Revised

Our school has chosen *Little Wandle Letters and Sounds Revised* as our systematic, synthetic phonics (SSP) programme to teach early reading and spelling. Children will have a Phonics session each day.

They will bring a reading book home on a Friday linked to their phonic knowledge. They will also choose a reading for pleasure book to share with you. These should both be returned by the following Thursday.



In Year 1, these are the projects that we will be learning about.





# Things Your Child Needs for Year One!

P.E is on Thursday for all of the children in Year One.

Please come in your P.E. kits.

- Blue School PE/White top.
- Navy, black shorts or trousers.
- Plimsolls or trainers.
- Earrings need to be removed before the school day.



Please bring spare clothes, wellies and waterproofs in case of wet and muddy weather! Children will go outside every day. Please ensure these are named.

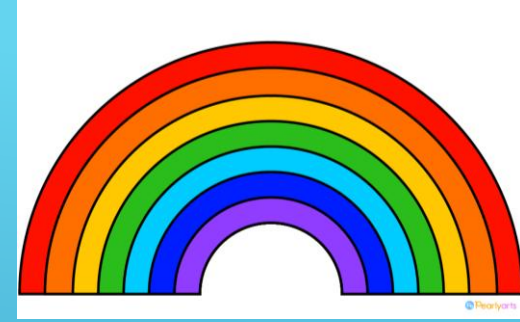
Please can your child bring water rather than juice for their drink in the classroom. They can have juice at lunchtime.



Please remind your child not to bring in toys, wear nail polish or jewellery. 😊

## KEY INFORMATION

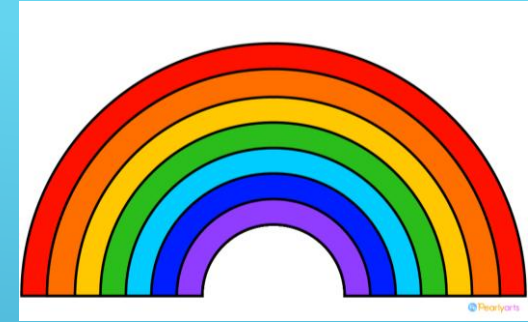
# 'Show Me What You Know' Time – Independent Learning



Children may come home and tell you they still get to play in Year One. What they don't realise is that the play is focused on the new skills they have been learning during taught sessions in the classroom. They then get the opportunity to develop these skills and put them in to practise independently.

They will have challenges in specific areas of the curriculum. We call these Rainbow Challenges, when the learning is specifically focused. They do of course get to explore previous skills they have learnt in FS2 such as coordination and balance using tyres, crates and planks or monkey bars, physical skills like hopping and jumping through obstacle courses and creative skills through construction, junk modelling and role play.

# Rainbow Challenges



## Construction

Plan and make a sculpture.



## Maths

Choose a number and Say it, Make It, Write It. **Challenge** – three different numbers to get a stick.



## Project

## Show Me What You Know Rainbow Challenges



## Art/D&T

Draw and colour a picture to show what you did in the summer holidays.



## Writing

Write about your summer holiday



## Science

Weather report:  
On paper.



## Reading/Phonics

Choose a word and read it to a friend.  
How many words can you read in a minute?



# HERE ARE SOME OF THE APPS WE USE IN SCHOOL



Pages





Key Note



Times Table  
Rockstars

# HOW WE USE TECHNOLOGY TO ENHANCE OUR LEARNING







Flashback4  
Year 2 | Week 3 | Day 4

1) What are the missing numbers?  
0 10 20 30 40 50 60 70 80 90 100

2) Write the number 31 in words.  
thirty one

3) How many straws?  
40

4) How many apples?  
20



# HOW WE USE TECHNOLOGY TO ENHANCE OUR LEARNING

Done

What is he wearing on his feet? **Socks**

**Challenge**  
Write down 5 objects you can retrieve from the picture

Pichers S - pictures  
Table Book shelf  
Pluge S - plug  
A lump in the carpit S - carpet

Taken from The Mysteries of Harris Burdick by Chris Van Allsburg



### How Elizabeth Windsor became Queen of England

- King George the 6th had two daughters, Elizabeth and Margaret. When the King died in 1952, Elizabeth, the elder daughter, became Queen.
- In 1953, when everything was ready, Elizabeth Windsor was taken to Westminster Abbey in a gold coach pulled by eight horses.
- She arrived at the Abbey at 11 o'clock. She walked to the throne with six maids of honour.
- She sat on the throne and promised the Archbishop of Canterbury to be a good queen.
- Finally, Queen Elizabeth, the 2nd, rode back to Buckingham Palace. She waved to the crowds from the balcony.
- For the first time ever, lots of people were able to watch what happened on their new black and white TV.



### How Elizabeth Windsor became Queen of England

**Section A**  
Circle the best word to match the writing.

- George 6th had two daughters, Elizabeth and Margaret. Margaret
- Elizabeth's gold coach was pulled by six horses. She promised to be a good queen. She waved to the crowds from the balcony.
- Who did Elizabeth make her promise to? Archbishop of Canterbury
- Where was Elizabeth crowned? At Westminster Abbey
- How would Elizabeth feel when she was crowned? Six maids of honour & maids of honour

**Section B**

- Who died in this story?  
 Elizabeth  King George 6th  
 Margaret  Archbishop of Canterbury
- Who walked to the throne with Elizabeth?  
Six maids of honour
- Who did Elizabeth make her promise to?  
Archbishop of Canterbury
- Where was Elizabeth crowned?  
At Westminster Abbey
- How would Elizabeth feel when she was crowned?  
Six maids of honour & maids of honour

# HOW WE USE TECHNOLOGY TO ENHANCE OUR LEARNING



Camera Movie



LO: I know there are three main types of rock in the Earth's crust.

1 of 6

There is not a lot of oxygen

He was wearing a helmet

He was riding a space ship called apollo 11

He was an engineer and a pilot

## Neil Armstrong

Buzz Aldrin

1930 -2012

Moon

He travelled the moon in 1969



America

He was wearing a space suit

July 20th\* was the day he landed

He was the first man to land and walk on the moon

There are no oxygen

## Neil Armstrong



## George's Marvellous Medicine - Reading Comprehension

Read the text below and answer the questions.

George was sitting with his grandmother. One day, George decided to make a special medicine for his grandmother. He put everything into a big pot. When George gave his grandmother the marvellous medicine, something amazing happened! His grandmother started to grow and grow until she was as tall as the house! George's marvellous medicine had a magical effect, and it taught everyone an important lesson about being careful with what we create.



### Questions

1. Who is the story about?

- a) A young boy named George ✓
- b) A young girl named Emily
- c) A man named Martin

Well done Amelia

2. What was George's grandmother like?


- a) She was very kind and sweet ✓
- b) She was very grumpy and mean ✓
- c) She was very funny and silly

3. Why did George decide to make a special medicine?

- a) To make his grandmother's food taste better
- b) To try and change his grandmother's behaviour. ✓
- c) To help his grandmother clean the house

LO - I know what human and physical features are at the coast.

Mrs Warner  
April 1 10:32



Camera Photo

Evie Scott  
May 14 14:00

Upload photos of the work you completed with your learning partner

Mrs Warner  
April 1 10:34

# HOW WE USE TECHNOLOGY TO ENHANCE OUR LEARNING

It is important to mention that although we use iPads daily, and children have access to them in most lessons...

Children also have opportunity for:

- Screen time/Brain breaks
- Writing/Handwriting
- Books/Reading
- Physical learning

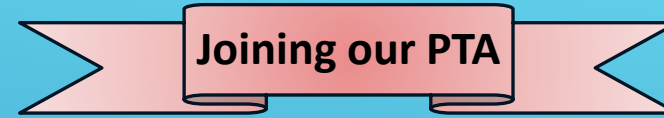
**iPads and our Woodnewton ethos**

*iPads are used purposefully as a digital tool to enhance our learning at Woodnewton.*

# WOODNEWTON PTA



We would like to wish you a warm welcome from Woodnewton PTA as we enter a new academic year. Our PTA is a Parent Teacher Association, with a mission to make the school a better place for children to learn. We bring together parents, teachers and children to raise funds and strengthen our school community. The children are ALWAYS our main focus and money raised is usually spent on extra-curricular activities and events, resources and equipment that school budget does not cover. Our children, parents and staff are all very complimentary about the activities and role we play in strengthening our school community. Our Committee consists of the Chair, Treasurer and Secretary. To support these roles, we have a planning team, which consists of a core team of parents, teachers (our Teacher liaisons) and the SLT.



We would LOVE for you to get involved! Any amount of time you can give to the PTA will always be well received and there is no expectation on any parent to volunteer. There are a variety of ways you can get involved with the PTA, from simply engaging with social media activity, attending meetings, through to volunteering at events. Even donating preloved items, raffle prizes or suggesting brilliant ideas are all ways of getting involved. There are many reasons why you should join our school PTA. From making new friends and getting to know the school environment, through to helping raise much needed funds. It feels good to know you are making a difference for your children and for generations to come. If you would like to be part of our amazing team and give a helping hand when you can please get in touch. We are always seeking to have a host of regular volunteers who can help in supporting our fundraising events. Get in touch at:

[PTA Chair –Ashleigh McLellan](#)

[amclellan@woodnewtonschool.co.uk](mailto:amclellan@woodnewtonschool.co.uk)