

**Welcome to the Year 3
Meet and Greet
Monday 15th September 2025**

Introduction to the Year 3 Team

Mrs Skelham

Mrs Phipps

Mrs Cecil

Mrs Harris

Miss Savage



School Day

- **The gates open at 8.45am** for the children to come into the classrooms independently. They will be greeted by their teacher. A morning task is ready for them to work on. After this the daily timetable will commence.
- Core subjects are taught in the morning.
- Foundation subjects are taught in the afternoon.
- Lunch is eaten in the Green Room at 11.45 – 12.15 then the children go outside to play until 12.45.
- Afternoon break is at 1.45pm – 2pm supervised by 2 members of the Year 3 Team. Children can bring in a small healthy snack to eat at this time.
- **The gates open at 3.15pm** Parents/carers are asked to stand back

School Uniform



The Governors recommend that all children should wear simple and inexpensive school uniform and clothing. This must be in school colours but does not have to be branded:

- Maroon jumper, sweatshirt or cardigan
- White blouse or polo shirt
- Grey pinafore dress, skirt, culottes or trousers
- Black shoes
- Red gingham dress
- Only one pair of stud earrings may be worn, on non P.E. days

P.E Days and Uniform



P.E Days:-

Y3GS, Y3AC and Y3TP – Thursday and Friday.

P.E Uniform:- Children may take part in indoor and outdoor sessions of P.E. All children should have a P.E. kit comprising of:

- T-shirt - plain white or pale blue
- Shorts/Joggers - plain black or navy blue
- Plimsolls/trainers
- Woodnewton Hoodie – **only** to be worn on P.E. days please.

Additional Information

- Every day your child will need to bring in their lunch, Reading Ramble Pouch, charged iPad and a named water bottle.
- **Please Please Please** ensure ALL your child's belongings are labelled - clothes, lunch bag, lunch boxes, juice and water bottles.
- Polite reminder children do not need to bring in stationary or toys from home.

Reward Systems



Children can earn dojo points. These can be awarded by any member of the Woodnewton Team. They can be earned for many reasons including; hard work, helping others, effort, good learning behaviour, following instructions, excellent presentation etc.

Achievement and Writer of the Week Certificates are awarded during the weekly Celebration Assembly along with a small prize.



How will you be recognised?

School Level

Values award
Congratulated in celebration assembly
Additional responsibility
Afternoon tea with SLT



Classroom Level

Additional responsibility
Personal praise
Positive note
Positive phone call
Positive referral to EPL Year Leader or Assistant Headteacher
Share work in class / with other classes
Dojo points
Termly Class Treat

At Woodnewton, we focus on recognising and reinforcing the excellent conduct and effort of children who consistently perform at a high standard.

We reward our children who consistently demonstrate the school values –

Respect, Responsibility, Friendship, Compassion, Trust, Hope.



Woodnewton Behaviour for Excellence

Wider Community Impact

Additional Act of Kindness (group)

Additional Act of Kindness (person)

Showing Our Values - Dojo Points, Values Award, Stickers

Stage 1: Reminder

Stage 2: Verbal Warning – loss of Playtime in 5 minute intervals if repeated.



Stage 3: Taking a Break – sent to work in another class and further loss of playtime.

Stage 4: - Reflection – complete loss of playtime for the day (possibly more than one day). SLT involved, reflective work completed out of classroom.

Stage 5: Serious Concerns* meeting with parents and headteacher.

****The Headteacher will address serious issues immediately**

*If this stage is repeatedly reached, then a Personal Intervention Plan (PIP) will be written.



STAGE 1—Reminder

Not following our Academy Code of Conduct

- Listen and follow instructions
- Walk quietly in/around building
- Use hands/feet for working & playing
- Keep environment clean, green & tidy
- Treat others like want to be treated
- Behave in kind & considerate way
- Think before we speak/act, use polite & kind words & actions

(Inappropriate language—these are not the words we want to hear in our Academy)

STAGE 2—WARNING CARD ISSUED

Continuing to display the behaviours at STAGE 1

- Spoiling another's work
- Leaving class/playground without permission

Reminded again—Academy Code of Conduct

STAGE 3—TAKING A BREAK. NOTE HOME

Continuing to display the behaviours at STAGE 2

- Hurting another child once, physically
- Persistently goading another child
- Taking property that does not belong to them
- Showing threatening behaviour
- Throwing equipment at another child or adult

STAGE 4—REFLECTION/LOSS OF PRIVILEGES

Continuing to display behaviours outlined in STAGES 1-3 despite the adult asking them to stop.

Purposefully using inappropriate sexual behaviour

Racist or homophobic language used

Purposeful violent or dangerous behaviour

Bullying—repeated unkind actions that impact on the wellbeing of other children.

'Your behaviour...Your choice'

Stage 5: In the case of a single serious incident (e.g. racist or homophobic abuse directed at another individual) or multiple stage 4 incidents, the headteacher will be immediately involved and may need to follow the exclusion guidance where appropriate.

Year 3 Projects

Autumn 1 and 2

Through the Ages



Spring 1 and 2

Rocks, Relics and Rumbles



Year 3 Projects

Summer 1

Gods and Mortals



Summer 2


Flow



Book and Biscuit

Please join us for Book and Biscuit.

This will take place on **Thursday** mornings from 8.45am till 8.55am.



Curriculum Newsletter

- The Year 3 Newsletter will be sent out 4 times a year.
- This will include general educational information and anything particular to the Year Group.



Communication

- If you have any concerns regarding your child please feel free to contact your class teacher via email, no matter how small you feel the problem is. Responses will be made within school hours.
- We are here to support your child.



Woodnewton A Learning Academy Futures Parents' Information

September 2025



**Inspiring Futures
Through Learning**

Here are some of the apps we use
in school




Pages



showbie

Key Note



Times Table Rockstars

How we use technology to enhance our learning

- Maths Examples:

AM How many ways can you make £1?

✓

✓

Flashback4
Year 2 | Week 3 | Day 4
MATHS

- 1) What are the missing numbers?
0 10 20 30 40 50 60 70 80 90 100
- 2) Write the number 31 in words.
thirty one
- 3) How many straws?
40
- 4) How many apples?
20

How we use technology to enhance our learning

- Reading Skills Examples:

Done

What is he wearing on his feet? Socks

Challenge
Write down 5 objects you can retrieve from the picture

Pichers S - pictures
Table Book shelf
Pluge S - plug
A lump in the carpit S - carpet

Taken from The Mysteries of Harris Burdick



How Elizabeth Windsor became Queen of England

- King George the 6th had two daughters, Elizabeth and Margaret. When the King died in 1952, Elizabeth, the elder daughter, became Queen.
- In 1953, when everything was ready, Elizabeth Windsor was taken to Westminster Abbey in a gold coach pulled by eight horses.
- She arrived at the Abbey at 11 o'clock. She walked to the throne with six maids of honour.
- She sat on the throne and pronounced the Archbishop of Canterbury to be a good queen.
- Finally, Queen Elizabeth the 2nd, rode back to Buckingham Palace. She waved to the crowds from the balcony.
- For the first time ever, lots of people were able to watch what happened on their new black and white TV.

How Elizabeth Windsor became Queen of England

Section A

Circle the best word to match the writing.

George 6th had two daughters, Elizabeth and

- Sally, Anne, Jane, Margaret
- two, four, six, eight
- clever, good, lazy, beautiful
- palace, coach, balcony, window

Section B

1. Who died in this story?

Elizabeth King George 6th

Margaret Archbishop of Canterbury

2. Who walked to the throne with Elizabeth?

Six maids of honour

3. Who did Elizabeth make her promise to?

Archbishop of Canterbury

4. Where was Elizabeth crowned?

At Westminster Abbey

5. How would Elizabeth feel when she was crowned?

How we use technology to enhance our learning

- Other Subject Examples:



1 of 6
LO: I know there are three main types of rock in the Earth's crust.

There is not a lot of oxygen

He was wearing a helmet

He was riding a space ship called apollo 11

He was an engineer and a pilot

Neil Armstrong

Buzz Aldrin

1930 -2012

Moon

He travelled the moon in 1969

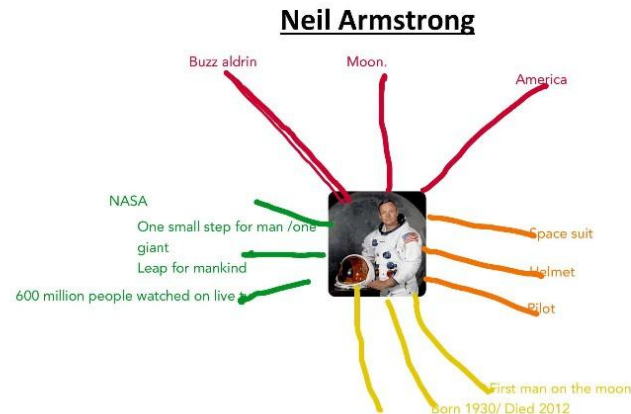


America

He was wearing a space suit

July 20th* was the day he landed

He was the first man to land and walk on the moon



George's Marvellous Medicine - Reading Comprehension

Read the text below and answer the questions.

George had a problem with his grandmother. One day, George decided to make a special medicine for his grandmother. He was very careful. He put everything into a big pot. When George gave his grandmother the marvellous medicine, something amazing happened! His grandmother started to grow and grow until she was as tall as the house! George's marvellous medicine had a magical effect, and it taught everyone an important lesson about being careful with what we create.



Questions

1. Who is the story about?

- a) A young boy named George
- b) A young girl named Emily
- c) A man named Martin

Well done Amelia

2. What was George's grandmother like?


- a) She was very kind and sweet
- b) She was very grumpy and mean
- c) She was very funny and silly

3. Why did George decide to make a special medicine?



LO - I know what human and physical features are at the coast.

Mrs Warner
April 1 10:32



Camera Photo

Evie Scott
May 14 14:00



Upload photos of the work you completed with your learning partner

Mrs Warner
April 1 10:34

How we use technology to enhance our learning

It is important to mention that although we use iPads daily, and children have access to them in most lessons...

Children also have opportunity for:

- Screen time/Brain breaks
- Writing/Handwriting
- Books/Reading
- Physical learning

iPads and our Woodnewton ethos

iPads are used purposefully as a digital tool to enhance our learning at Woodnewton.

Woodnewton PTA



We would like to wish you a warm welcome from Woodnewton PTA as we enter a new academic year. Our PTA is a Parent Teacher Association, with a mission to make the school a better place for children to learn. We bring together parents, teachers and children to raise funds and strengthen our school community. The children are ALWAYS our main focus and money raised is usually spent on extra-curricular activities and events, resources and equipment that school budget does not cover. Our children, parents and staff are all very complimentary about the activities and role we play in strengthening our school community. Our Committee consists of the Chair, Treasurer and Secretary. To support these roles, we have a planning team, which consists of a core team of parents, teachers (our Teacher liaisons) and the SLT.



We would LOVE for you to get involved! Any amount of time you can give to the PTA will always be well received and there is no expectation on any parent to volunteer. There are a variety of ways you can get involved with the PTA, from simply engaging with social media activity, attending meetings, through to volunteering at events. Even donating preloved items, raffle prizes or suggesting brilliant ideas are all ways of getting involved. There are many reasons why you should join our school PTA. From making new friends and getting to know the school environment, through to helping raise much needed funds. It feels good to know you are making a difference for your children and for generations to come. If you would like to be part of our amazing team and give a helping hand when you can please get in touch. We are always seeking to have a host of regular volunteers who can help in supporting our fundraising events. Get in touch at:

[PTA Chair –Ashleigh McLellan](#)

amclellan@woodnewtonschool.co.uk

Thank you for coming.