The background is a colorful illustration of a classroom. At the top, a banner displays the letters 'c', 'd', 'e', 'f', 'g', 'h', 'i', 'j', 'k', 'l', 'm'. Below the banner, the title 'CVC Word Activity Booklet' is written in large, blue, sans-serif font. A white speech bubble on the left contains the text 'Name:'. In the foreground, three children are smiling: a boy on the left with brown hair, a girl in the center with dark hair wearing a yellow shirt with the 'twinkl' logo, and a girl on the right with orange hair in a braid wearing a blue dress. The background shows a window with a blue awning, a bookshelf, a storage cabinet, and a yellow wall with a green apple and a blue letter 'b'.

CVC Word Activity Booklet

Name:

CVC Word and Picture Matching Worksheets

10

ten



run



jam



hat

CVC Writing Word Activity Sheet



Read it




Say it

dig

Write it

dig dig




Fill the space




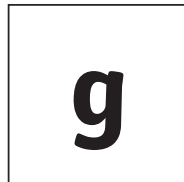

Colour in

dig

Spell it



Cut out



CVC Writing Word Activity Sheet



Read it



Say it

pop

Write it

pop pop



Fill the space



Colour in

--	--	--



pop

Spell it

--	--	--



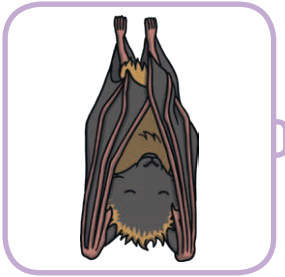
Cut out




CVC Word and Picture Matching Worksheets



wig



bat



mix



pig

CVC Word and Picture Matching Worksheets



map



fin



van



mat

CVC Writing Word Activity Sheet



Read it

bed



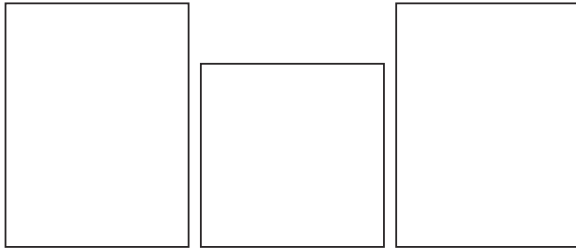
Say it

Write it

bed bed



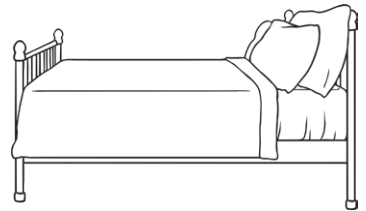

Fill the space





Colour in

bed

Spell it



Cut out



CVC Writing Word Activity Sheet



Read it

van



Say it

Write it

van van



Fill the space



Colour in

--	--	--

van

Spell it

--	--	--




Cut out




CVC Word and Picture Matching Worksheets




bug



web



log



red


CVC Words Cut and Paste Worksheet: Mixed

8 + 2 = 10


cob



sun



sum



hot

CVC Words Wordsearch

s i t o j
r z k s u
p e t z g
i u j a m
y e b o x

pet

jam

jug

box

sit



Spelling Maze!

Draw lines between the right letters to spell out the word! Write your word on the lines at the end!



c


o

g

l

a

t



r


u

p

e

e

d



x

e

p

h

o

n



s

u

m

j

a

s



t

a

n

p

e

y

Read and Draw



Read the words and draw pictures to illustrate the words.

man

dog

van

bin

Read and Draw



Read the words and draw pictures to illustrate the words.

rat

hat

jam

wig

Spelling Maze!

Draw lines between the right letters to spell out the word! Write your word on the lines at the end!



c

o

n

x

a

t



r

u

p

e

i

n



x

i

p

m

o

g



s

u

e

b

w

s

10

t

o

n

d

e

y

Spelling Maze!

Draw lines between the right letters to spell out the word! Write your word on the lines at the end!



j

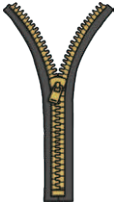
o

n

t

i

r



z

e

p

e

i

g



r

i

t

s

u

g



s

u

e

m

w

n

$$8 + 2 = 10$$

w

o

m

s

u

x

Read and Draw



Read the words and draw pictures to illustrate the words.

van

cap

bat

hen

Read and Draw



Read the words and draw pictures to illustrate the words.

pan

cat

tap

Spelling Maze!

Draw lines between the right letters to spell out the word! Write your word on the lines at the end!



j

i

n

f

u

r



l

e

x

e

o

g



r

e

f

f

u

g



b


a

e

m

w

p



w

o

b

f

e

x

Spelling Maze!

Draw lines between the right letters to spell out the word! Write your word on the lines at the end!



b

o

n

x

u

r



h

e

t

e

o

n



j


e

f

f

u

g



d

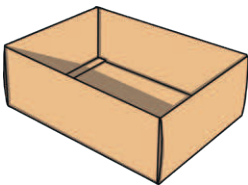
u

e

b

w

g



b

o

a


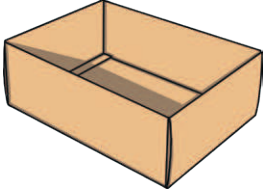

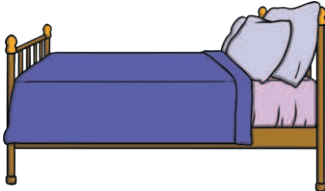
f

e

x

Spelling Maze!





Directions: Cut and paste the letters to make the word for the picture in the box.

p	b	a	o	m	t
s	d	b	e	i	x

Spelling Maze!

Directions: Cut and paste the letters to make the word for the picture in the box.

n	n	j	o	e	n
g	s	u	a	p	v

Spelling Maze!

Draw lines between the right letters to spell out the word! Write your word on the lines at the end!



m

o

n

x

a

r



v

a

f

o

t

n



w

e

f

p

r

n



d

j

e

a

i

g



f

o

y

d

e

g

CVC Writing Word Activity Sheet



Read it

bun



Say it

Write it

bun bun



Fill the space



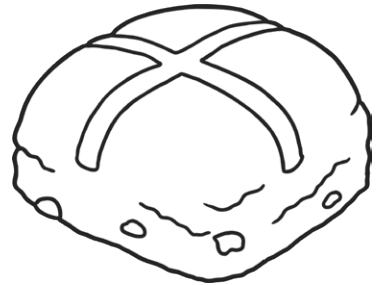
Colour in

--	--	--

bun

Spell it

--	--	--



Cut out

