

Spring-Themed Maths Activity Booklet

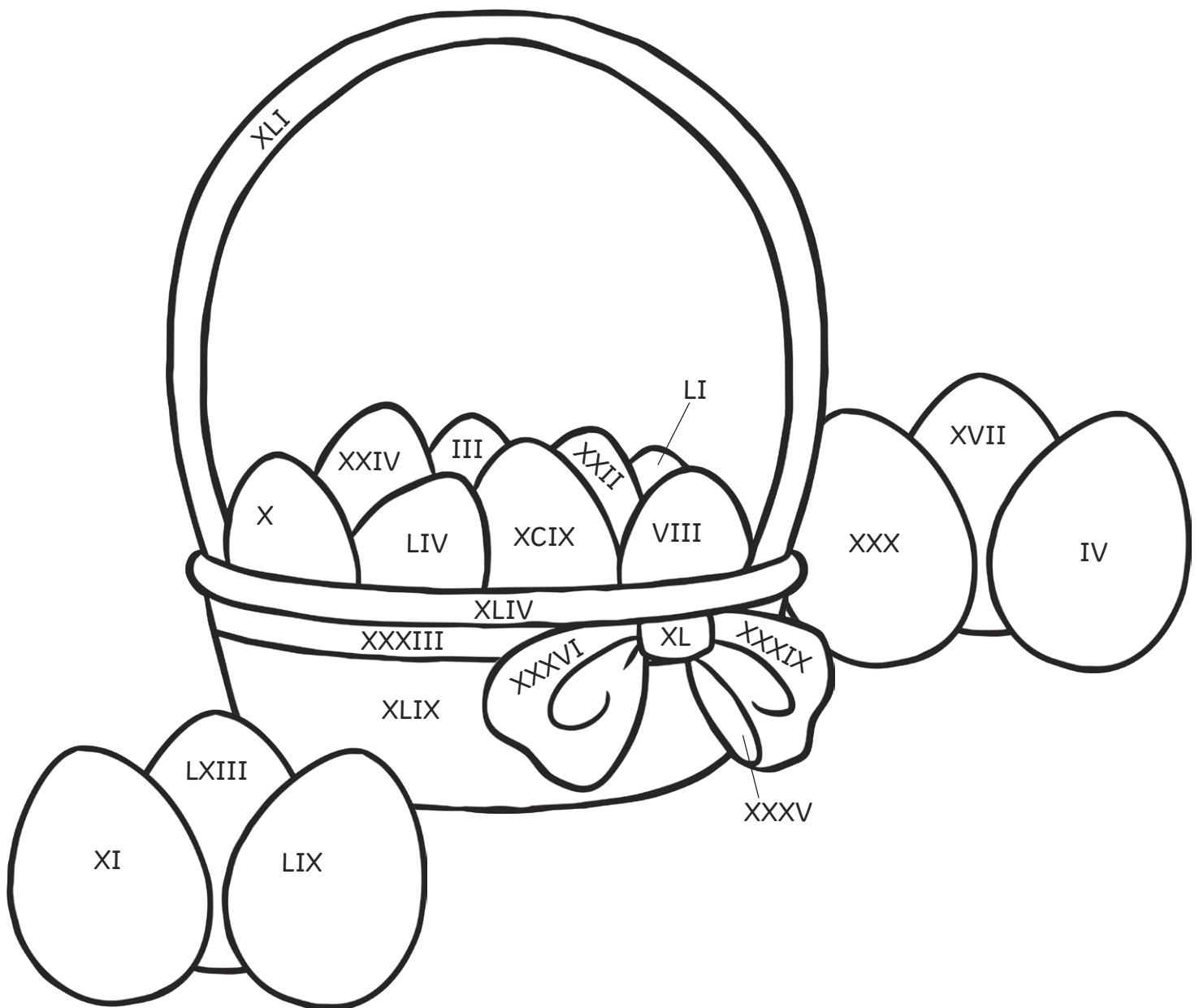
Name: _____



Springtime Colour by Roman Numerals

Use the key to colour the spring-themed picture.

yellow	orange	purple	pink	brown	green	blue
0 – 10	11 – 20	21 – 30	31 – 40	41 – 50	51 – 60	61 – 100



Counting in 6s Spring Maze

Help the rabbit find the path through the maze to the carrots by counting on in sixes from zero.



0 12 18 24 30 18 12

6  24  24  18

12 18 24 30 36 30 24

66  42  42  36

90 84 72 66 60 54 48 36 42

96  78  78  60  48

102 96 84 90 96 78 66 60 54

108  96  102  84

120 114 108 102 108 114 120

108  114  102  126

114 126 120 126 120 114 108



Multiplication and Division Facts

Spring Mosaic

Solve the maths problems to reveal the hidden picture. Each answer has a special colour:





20, 24, 27, 30, 40, 77, 81, 88, 90, 96 or 144 = blue	8, 9, 12, 14, 42 or 66 = pink	3, 4, 6, 7, 8, 28, 33, 36, 54, 60, 80, 84, 108 or 132 = grey	15, 16, 21, 45 or 72 = black
---	--	---	---

8×3	9×4	4×15	20×4	6×5	12×9	6×9	6×22	3×30
3×11	12×3	3×4	4×21	9×3	7×12	11×6	4×33	11×12
6×15	48×3	8×1	6×6	4×36	12×5	2×6	4×5	36×4
5×4	6×24	7×2	27×4	32×3	12×11	1×9	15×6	3×8
30×3	18×8	3×3	9×6	8×5	6×18	6×7	22×4	9×16
4×22	3×9	33×4	7×4	14×6	4×9	9×4	3×48	11×7
6×4	22×6	12×7	5×3	9×12	3×15	12×3	6×6	12×12
4×36	3×12	5×12	11×12	4×20	6×22	11×3	27×4	4×24
16×6	4×27	6×14	9×4	6×11	4×33	4×21	21×4	27×3
3×27	24×4	4×20	18×6	33×4	15×4	4×7	3×32	5×6

Springtime I Spy and Calculate




Count the spring-themed objects and solve the calculations.



	Number found: <input type="text"/>	Number of eggs in each basket: <input type="text"/>	Number of eggs in total: <input type="text"/>
	Number found: <input type="text"/>	Number of petals on each flower: <input type="text"/>	Number of petals in total: <input type="text"/>
	Number found: <input type="text"/>	Number of legs on each lamb: <input type="text"/>	Number of legs in total: <input type="text"/>
	Number found: <input type="text"/>	Number of chocolate eggs on each cake: <input type="text"/>	Number of chocolate eggs in total: <input type="text"/>



Eli works out that there are 32 rabbit ears in a picture. How many rabbits were there? What calculation did you use to find the answer?

Easter Holiday Time!





What time did the children get up?

What time did the children set off for the farm park?






What time did the children stop for breakfast?

What time did the children arrive at the farm park?



Draw the hands on the clock to show what time the children had lunch at the café.

The egg hunt started at eight minutes past three. Draw the hands on the clock to show this time.



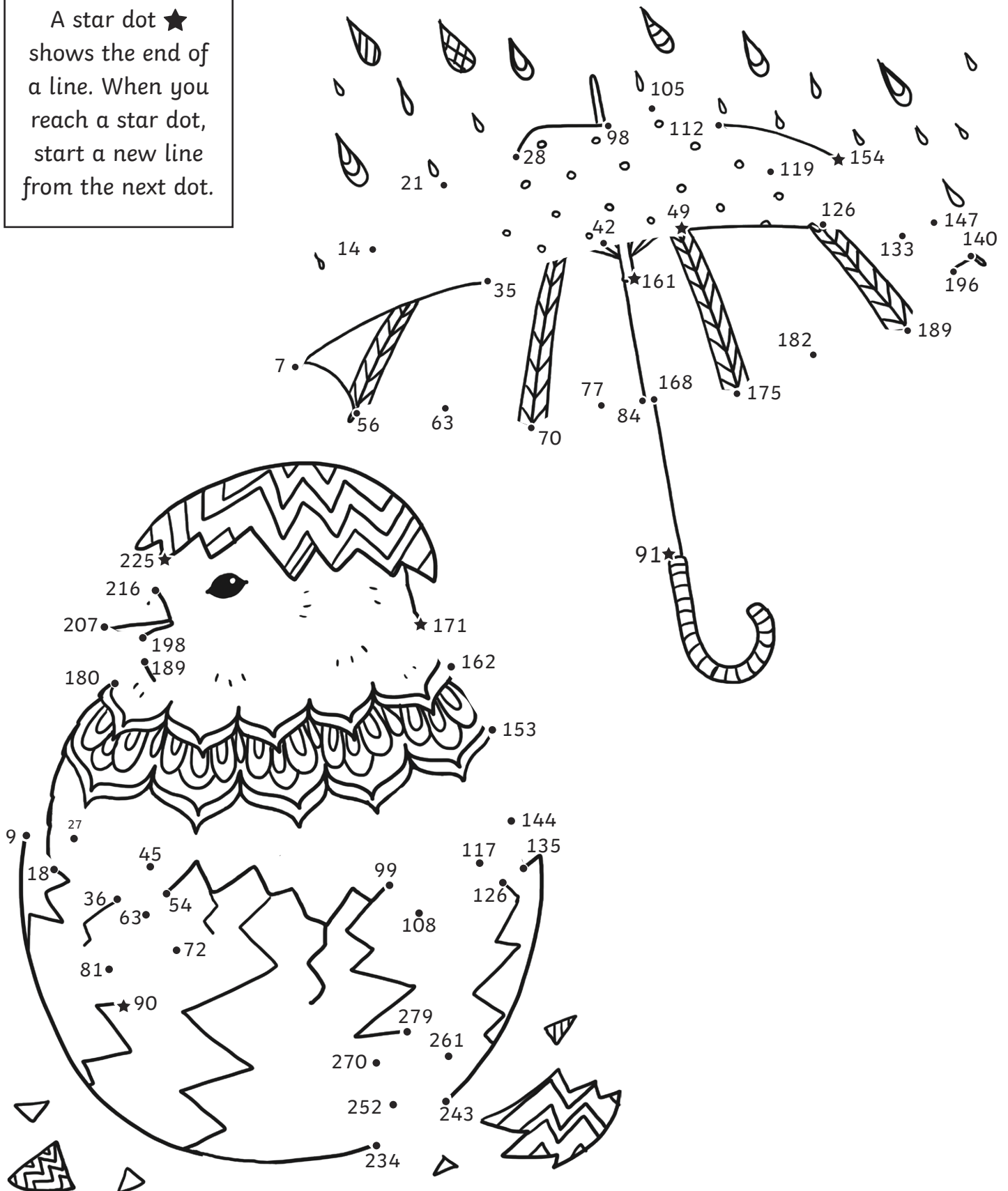
The clock shows what time the children went to see the lambs being fed. They came out of the barn after half an hour. Draw the hands on the clock to show when the lamb feeding finished.

The clock shows what time the children began their journey home. It took 2 hours and 25 minutes. Draw the hands on the clock to show when they got home.

Counting in Multiples Dot to Dot

Count on in multiples to join the dots and complete the picture.



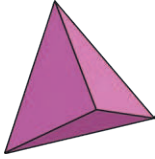



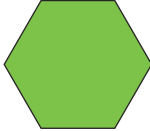

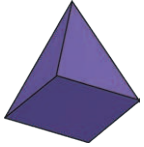

A star dot ★ shows the end of a line. When you reach a star dot, start a new line from the next dot.



Hidden Eggs

Some eggs are hidden behind the shapes in the grid below.

Write the location of the shape described.

6						
5						
4						
3						
2						
1						
	1	2	3	4	5	6

Shape	Location
A 3D shape with two triangular faces and three rectangular faces	
A regular 2D shape with eight sides	
A 3D shape with no vertices and no edges	
A regular 2D shape with five lines of symmetry	
A 3D shape with 5 vertices	

Spring Code Breaker

Solve the calculations and use the code breaker to spell out the spring-themed words.

A	B	C	D	E	F	G	H	I	J	K	L	M
26	25	24	23	22	21	20	19	18	17	16	15	14

N	O	P	Q	R	S	T	U	V	W	X	Y	Z
13	12	11	10	9	8	7	6	5	4	3	2	1

	Answer	Letter
$\frac{1}{4}$ of 100		
13×2		
$72 \div 9$		
4×4		
$\frac{1}{3}$ of 66		
$42 \div 6$		

	Answer	Letter
6×4		
$\frac{1}{2}$ of 38		
3×6		
3×8		
2×8		
$88 \div 11$		

	Answer	Letter
11×2		
$\frac{1}{5}$ of 100		
5×4		
$32 \div 4$		


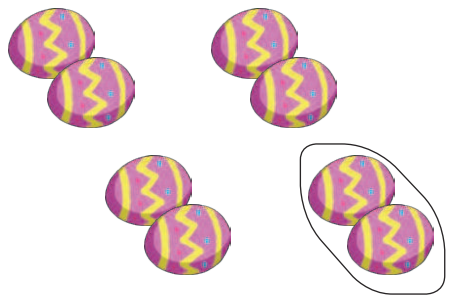
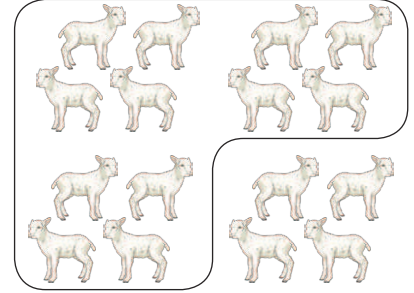



	Answer	Letter
$\frac{3}{10}$ of 50		
$\frac{1}{2}$ of 52		
$\frac{1}{10}$ of 140		
$\frac{1}{3}$ of 75		

	Answer	Letter
$38 \div 2$		
$144 \div 12$		
$77 \div 11$		
3×8		
$108 \div 12$		
$132 \div 11$		
$40 \div 5$		
$24 \div 3$		
$\frac{1}{6}$ of 150		
$48 \div 8$		
$130 \div 10$		

	Answer	Letter
$250 \div 10$		
$18 \div 3$		
$26 \div 2$		
$\frac{1}{2}$ of 26		
$16 \div 8$		

Spring Fractions

Write a fraction sentence for each picture. The first one has been done for you.

 <p>$\frac{2}{3}$ of 6 = 4</p>		
		

Can you draw some spring-themed pictures to go with each fraction sentence?

<p>$\frac{1}{2}$ of 8 = 4</p>	<p>$\frac{3}{4}$ of 12 = 9</p>
<p>$\frac{2}{3}$ of 9 = 6</p>	<p>$\frac{3}{4}$ of 24 = 18</p>

Coordinates Mystery Picture

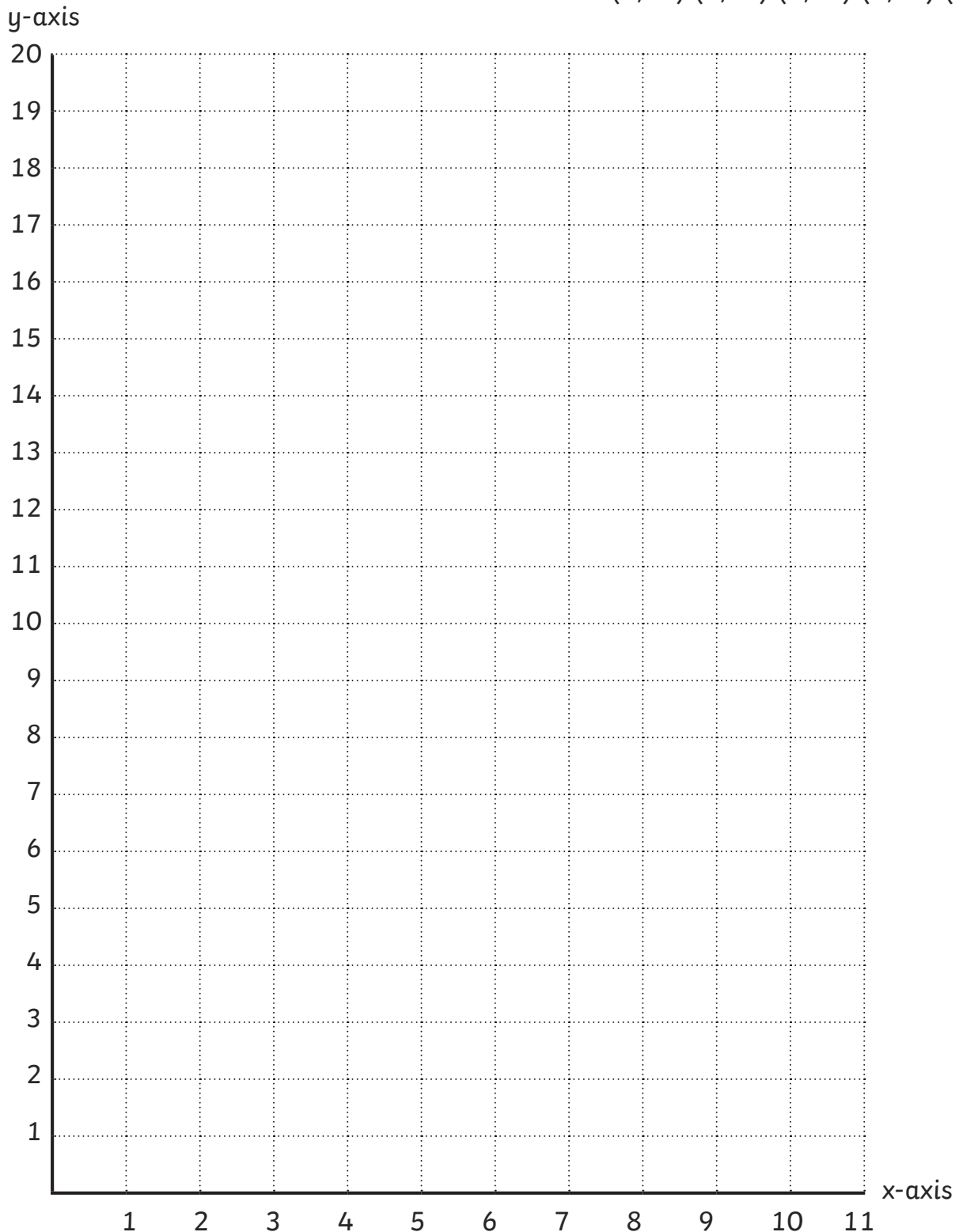
Plot these coordinates on to the grid and join them together to draw a springtime treat.

Line 1: (10,9) (9,4) (7,2) (3,2) (1,4) (0,9)
(1,13) (4,18) (6,18) (9,13) (10,9)

Line 2: (1,4) (3,6) (5,4) (7,6) (9,4)

Line 3: (1,6) (3,8) (5,6) (7,8) (9,6)


Line 4: (1,12) (3,12) (3,13) (5,12) (7,13)
(7,12) (9,12) (9,11) (7,11) (7,10)
(5,11) (3,10) (3,11) (1,11) (1,12)



Start



+ 72



+ 39



- 28



+ 66



+ 48



+ 15

Finish



- 47



+ 50



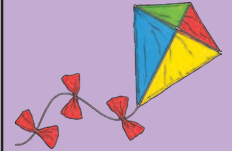
- 19



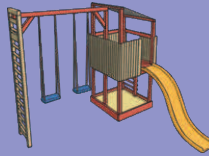
+ 46



- 32



+ 12



+ 34



+ 26



- 32



+ 29



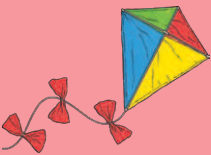
- 23



+ 92



+ 33



+ 58



+ 82



- 30



+ 46



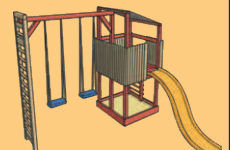
- 29



- 55



- 86



+ 18